



Umrah a Journey of a Lifetime

Shaykh Yunus Dudhwala



Excellence of Umrah



العمرة إلى العمرة كفارة عن أبي هريرة أن رسول الله ﷺ قال:
لما بينهما والحج المبرور ليس له جزاء إلا الجنة.
(مسلم البخاري)

The Prophet (pbuh) said: "(The performance of) Umrah is an expiation for the sins committed between it and the previous Umrah; and the reward of Hajj Mabrur (i.e. one accepted) is nothing but Jannah."

[Bukhari and Muslim].



Excellence of Umrah



عَنْ عَبْدِ اللَّهِ قَالَ :
قَالَ رَسُولُ اللَّهِ صَلَّى اللَّهُ عَلَيْهِ وَسَلَّمَ: تَابِعُوا بَيْنَ الْحَجِّ وَالْعُمْرَةِ فَإِنَّهُمَا يَنْفِيَانِ
الْفَقْرَ وَالذُّنُوبَ كَمَا يَنْفِي الْكَبِيرُ خَبَثَ الْحَدِيدِ وَالذَّهَبِ وَالْفِضَّةِ وَلَيْسَ لِلْحَجِّ
الْمَبْرُورِ ثَوَابٌ دُونَ الْجَنَّةِ.
[النسائي و الترمذي]

Follow between Hajj and Umrah for they chase away poverty and sins just as a blacksmith's bellows removes impurities from iron, gold and silver, and there is no reward for a Hajj Mabruur less than Jannah.

[Nasa'ee and Tirmidhee]



Preparation for Umrah



- Sincerity
- Repentance from all past sins
- Resolve outstanding differences and seek forgiveness from others
- Pay/record all debts
- Write your will
- Make sure the wealth to be used for Umrah is from Halal sources



- Hadith “Verily, Allah is Good and only accepts the good.”

- Abu Hurayrah reported that the Prophet (ﷺ) said: “If a man sets out with filthy earnings, places his foot in the stirrup (of his riding animal) and calls out: Labbayk Allahumma Labbayk (I hear your call and am coming. Oh Allah, I hear your call) - a caller will call from the heavens, You do not hear the call and you will not be pleased. Your provisions are Haram and your earnings are Haram and your Hajj is not blessed nor accepted.”

Preparation for Umrah



- Choose the company of the righteous
- Learn as much as possible about Umrah
- Fiqh and “how to”
- Meanings, spiritual and historical aspects
- Memorize some du’a from Quran and Sunnah
- Learn how to pray during a flight and how to pray Salaat al-Janaazah
- Physical preparation & Medical check up





What to Take.....



Essentials

- Medication
- Money
- One credit card for emergencies
- Keep copies of Passports & extra photos with you or scan and email them to yourself



Security Belt



Hajj Belt



Clothing



- Ihraam towels (for men), if first stop is Makkah
- Waist pouch / Hajj Belt
- Comfortable and modest clothes
- Women wear their normal comfortable clothes.
- Slippers/sandals/comfortable shoes.



Misc.



- Snacks, savouries – airport
- Unscented vaseline, band-aids
- Travel size toiletries, nail clipper, small scissors, comb
- Travel alarm clock, batteries
- A bag to carry your shoes/slippers while inside the masjid (in Makkah and Madinah): very useful



Communication



- Mobile phones can make communication much easier – Unlocked
- You buy SIM cards from Saudi Arabia.



Make sure you turn your phone **OFF** in the masiid!



Patience



A LOT of PATIENCE!!!

- And keep most of it towards the end. That's when you will need it most.
- Do not get angry.
- You will see a lot of irritating and misguided behaviour. Try to change it with wisdom and nice words if you can control yourself; otherwise keep silent.
- Ask Allah (swt) to help you.



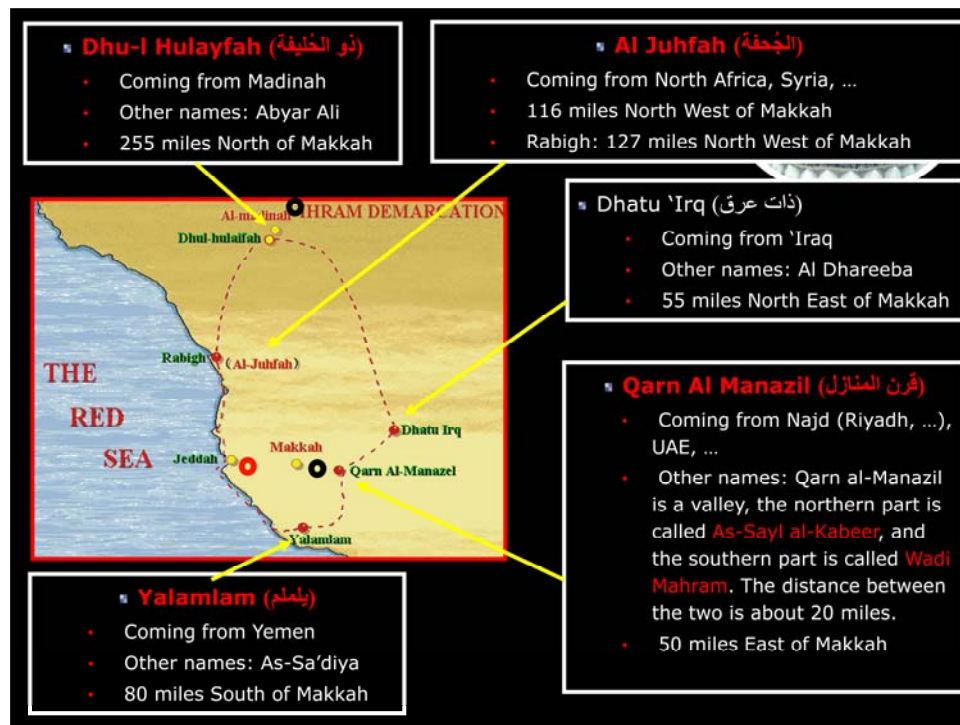
Ihram



Where to enter Ihram from:

- One who intends to enter the Haram boundary must enter into Ihram before the meeqaat boundary
- One who intends proceeding to Makkah directly from Jeddah must wear Ihram before entering Jeddah (as Jeddah is within the meeqaat)
- One who is travelling to Madinah Munawwarah from Jeddah will not enter into Ihram





Jeddah is inside the limits of the Meeqats...

Ihram



Preparations before Ihram

- It is mustahab to cut nails, remove hair below the navel and under armpits and trim moustache
- It is mustahab to perform ghusl before Ihram
- Perfume can be used on the body prior to entering Ihram
- Hair oil or any other fragranced liquid medicine can be used prior to entering Ihram



Ihram for men



- The Ihram clothes comprise of two white sheets
- One sheet covering the upper part of the body, without covering the face and head. Do not leave right shoulder uncovered
- One sheet covering the bottom part, wrapped around the waist, covering the navel and kept above the ankles
- No other clothing, underwear allowed
- Footwear must be such that the central bone of the upper part of the feet (metatarsal) and the ankle remain uncovered/exposed



Difference of opinion in the hadith which mentions ka'b – majority of Ulama say ankle, whereas one of the meanings is upper central bone, more cautious opinion is to follow above and is the Hanafi opinion

Slippers




Not exposing the Upper Central Bone - ideal



Sandals?

Exposing the Upper Central Bone and Ankle



Sandals

Not exposing the Upper Central Bone



Sandals?

Exposing the Upper Central Bone and Ankle



Ihram for Women



- Women will continue to wear their everyday clothes (except for cloth touching the face)
- Women are allowed to wear socks and shoes
- Women who wear niqab should continue and wear a baseball type cap to avoid cloth touching the face



Prohibited in Ihram



- Shave, pull or clip hair
- Clip nails
- Use fragrance, scent, perfume on body/clothes
- Use stitched clothes (men)
- To propose, marry or perform marriage
- To hunt/kill animals, even killing a lice
- To have sexual relations or anything that leads to it e.g. lustful talk or actions
- Cover head and face (men)
- Cover central bone of the upper part of the feet



Permissible in Ihram



- Use an umbrella
- Change garments
- To have a bath, shower, wash hair etc. without fragranced soap/shampoo
- Cover body with blanket including feet (do not cover head and face)
- Miswaak
- Wear glasses, sunglasses, ear-aid
- Wear a ring, watch, wristband or belt



Talbiyah

لَبَّيْكَ اللَّهُمَّ لَبَّيْكَ،
لَبَّيْكَ لَا شَرِيكَ لَكَ لَبَّيْكَ،
إِنَّ الْحَمْدَ وَالنَّعْمَةَ لَكَ وَالْمُلْكَ،
لَا شَرِيكَ لَكَ

Here I am, O Allah, here I am.
Here I am, no partner do You have, here I am.
Verily all praise, favour and authority belong to you.
No partner do You have.

**To be recited when entering Ihram
and frequently throughout Hajj**

LABBAIK ALLAHUMMA LABBAIK

LABBAIK
ALLAHUMMA
LABBAIK
LABBAIK, LA SHAREEKA LAKA LABBAIK
INNAL HAMDAH
WAN NEMATAH
LAKA WAL MULK
LA SHAREEKA LA
O MY LORD
HERE I AM AT YOUR SERVICE
THERE IS NO PARTNER
HERE WITH YOU
I AM HERE I AM
TRULY THE PRAISE
AND THE PROVISIONS ARE YOURS
AND SO IS THE DOMINION
AND SOVEREIGNTY

When a Muslim recites Talbiyah, then verily every stone, tree and even the ground around him recite the Talbiyah with him to the ends of the Earth.”
(Tirmidhi)

The Talbiyah should be recited as much as possible.

Men should recite the talbiyah audibly without disturbing others. Women should recite the talbiyah quietly.

The talbiyah should be recited individually and not collectively.

Umrah



1. Ghusl for Ihram
2. 2 rak'ahs before Ihram
3. Ihraam with Intention and Talbiyah
4. Tawaf
5. 2 rak'ah after Tawaf
6. Sa'i
7. Halaq (shaving)/Qasr (trimming)

Sunnah

Sunnah

Condition (fardh)

Requirement (fardh)

Necessary (wajib)

Necessary (wajib)

Necessary (wajib)



Intention & Talbiyah



One should already be in the clothes of Ihram

The state of Ihram begins with

1. Making intention
2. Reciting talbiyah

After intention and talbiyah make Dua

Men should read Talbiyah in an audible tone

Women should read Talbiyah quietly

REMEMBER: As soon as one has made intention and recited talbiyah, all restrictions of Ihram now apply



NB: It is better to enter into the state of Ihram with Wudhu, however, one can enter the state of Ihram without Wudhu e.g. on plane

Talbiyah



Talbiyah should be read continuously until one reaches the ka'bah

Make talbiyah especially:

- while ascending
- while descending
- joining a party of people
- after every salah
- in the morning and evening





Stay with group EUROPEON Area

Snacks Available

Luggage

Proceeding to Makkah



- The journey to Makkah from Jeddah although only 50 miles but may take hours depending on congestion, administration, and dependent on season
- Patience is a virtue!
- Once nearing, Makkah should be entered very humbly with the heart fully conscious of the grandeur of Almighty Allah.
- One should be continuously engaged in reciting the talbiyah.



Entering Makkah



- Upon entering the city of Makkah, one will be taken to your accommodation. Place baggage in the hotel.
- If one is really tired and it is not salah time, it is advisable to rest before performing Umrah. Umrah can take many hours in peak times e.g. holiday season and therefore requires mental preparation and physical energy.
- If one is travelling with the elderly and unwell, it may be a wise idea to perform Umrah at night when the heat is less.
- One should be continuously engaged in reciting the talbiyah.
- On reaching Makkah it is Mustahab to perform ghusl or if not then perform Wudhu and remember not to violate the laws of Ihraam



Location of Hotel



Entrances



Al Masjid al Haram




New extension



Aerial View



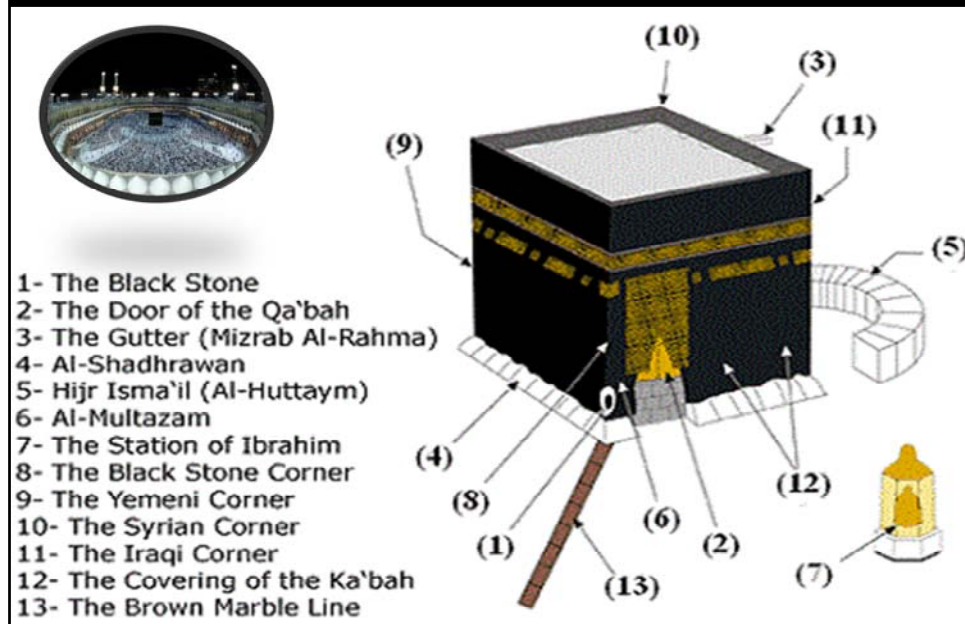


Mataf & Hatim

Hatim: Hatim is the semi-circular half built portion which was originally part of the Ka'bah, but which could not be included in the main structure when it was rebuilt. It is obligatory to go around the Hatim when performing Tawaf



The Ka'bah



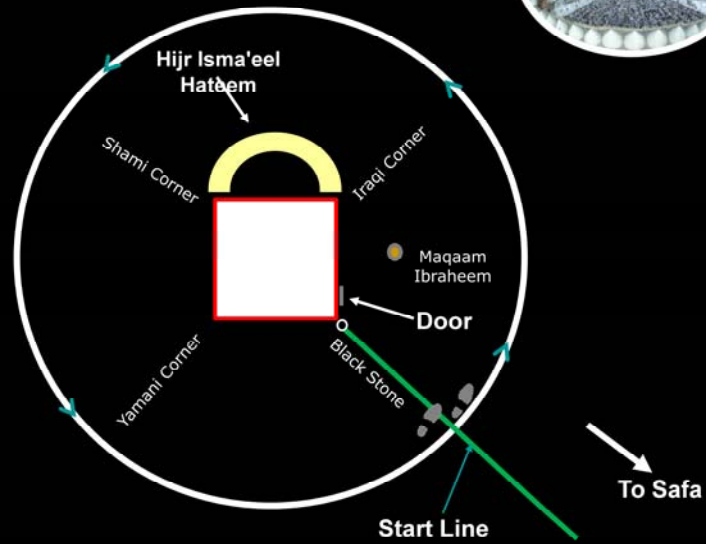
Entering Masjid Al-Haraam



- One should already be in Ihram for Umrah
- One should be in the state of wudhu for Tawaf
- While reciting Talbiyah, enter Masjid al-Haraam with right foot reciting the masnoon Dua
- One should look down, proceed forward and recite Talbiyah until one can see the Ka'bah.
- Step to one side, look up at the Ka'bah, glorify Allah and make du' a.
- This is one of the places where Du'a is accepted



Tawaf



Tawaf of Umrah



Preparation:

- Idhtibaa - Pass the upper sheet of Ihram from underneath the right arm and put it on the left shoulder (this is only for the duration of the Tawaf)
- Wudhu is necessary for tawaf.
- Proceed towards the black stone
- Reciting of Talbiyah is stopped when you reach Hajar-e-Aswad, the starting point of Tawaf.
- Niyah (Intention) – 'O Allah I am performing Tawaf for Umrah, make it easy and accept it from me'




Tawaf of Umrah



- Step in line with the black stone with the body facing it.
- Now 2 actions need to be done:
 1. Istiqbaal (Takbeer)
 2. Istilaam
- Istiqbaal is to raise one hands like one does in Salah whilst facing the black stone and say:
'Allahu Akbar La ilaaha Illalah'
- After raising the hands and saying the above, one will put the hands back down to one's side. This will always be done when one commences any tawaf.



Facing Al-Hajr al-aswad



Tawaf of Umrah



- Istilaam is to make some form of contact directly or indirectly with the al-Hajr al-aswad (black stone).
- If one can touch the black stone without pushing, shoving or causing some difficulty, then one should place both hands on the stone and then place one's lips in between. When kissing the stone, a noise should not be made.
- If one cannot kiss the stone, then merely touching the stone and kissing one's hands will suffice.
- Nowadays, due to the crowds, all of the above are very difficult.



Tawaf of Umrah



- It is sufficient to be in line with the black stone facing it from a distance, with the palms of both hands raised towards the black stone, saying:

"Bismillahi Wallahu Akbar"

بِسْمِ اللَّهِ وَاللَّهُ أَكْبَرُ

- After pointing to the black stone with one's palms, one should kiss his hands and put them down.
- Istilaam will be performed a total of 8 times: at the beginning of every round in tawaf and after completing the 7th round.



Tawaf of Umrah



- After performing Istilaam, one will begin Tawaf (circumambulation) of the ka'bah.
- Raml - A male will walk briskly in the first three rounds.
- If it is not possible to walk briskly due to the crowds, or due to one looking after family, one may walk normally.
- A female will not do raml. She will walk normally.
- Raml will only be performed in the first three rounds, in the last four rounds, a male should walk normally.
- Raml and idhitbaa' will only take place in that tawaf which has a sa'i after it.
- In a nafl tawaf, one will not perform raml or idhtibaa'.



Tawaf of Umrah



- One must walk around the hatim and not cut through.
- During Tawaf recite Qur'an, dhikr and make dua.
- One should avoid talking whilst performing Tawaf.
- One should not read loud in a manner which disturbs others.
- It is disliked to eat.
- One may drink zamzam in between if one feels thirsty.



Tawaf of Umrah



- Whilst performing Tawaf, if one's wudhu breaks, a fardh salah starts or one needs to take a break, then it is permissible to pause the tawaf and then continue from the very place he stopped.
- One will not gesture to any other corner of the ka'bah besides the corner with the black stone.
- It is mustahab to touch the al-Rukn al-Yamani (Yemeni corner) if it possible. If one cannot go near it due to the crowd, one should not gesture towards to it.
- The al-Rukn al-Yamani should not be kissed.



Sacred Learning – Hajj Handbook PDF –page 27, if wudhu breaks before 4, start over again.

113- Should a person who ceases his Tawaf for violating Wudu' (ablution) or for any other need resume and complete his Tawaf or restart a new Tawaf?

Q: A questioner from Cairo says in his question: "He broke wind after starting Tawaf (circumambulation around the Ka`bah), should he cease his Tawaf or complete it?"

A: If one violates his **Wudu'** during **Tawaf** by breaking wind, urinating, producing semen, touching one's private parts or the like, his **Tawaf** will be invalid exactly as Salah (Prayer). He has to cease **Tawaf** and go to perform **Wudu'**. Then, he has to begin his **Tawaf** again. This is the soundest viewpoint. This question is a matter of dispute among scholars. But this is the soundest viewpoint with regard to **Tawaf** and Salah because of the saying of the Prophet (peace be upon him): "When any of you breaks wind **during** the prayer, he should turn away, perform ablution and repeat the prayer." This Hadith was reported by Abu Dawud and deemed as authentic by Ibn Khuzaymah. **Tawaf** is similar to Salah in general. But if one ceases **Tawaf** for a certain need, as when Iqamah (call to start the Prayer) is announced, after performing three rounds - he has to perform Salah and then completes his **Tawaf** from the place where he stopped. (Part No. 17; Page No. 216)

He is not required to return to Al-Hajar Al-Aswad (the Black Stone in a corner of the Ka`bah) to start the round. He can begin from the place where he stopped. This viewpoint contradicts what was said by a group of scholars that he has to return to Al-Hajar Al-Aswad to begin the round. The soundest view is that he is not required to return to Al-Hajar Al-Aswad. The case will be the same, if he is stopped for Funeral Prayer, for talks with someone, due to a crowd or the like. In this case, he has to complete his **Tawaf**. May Allah grant us success! (Part No. 17; Page No. 217)

<http://www.aliftaweb.org/English/Pages/FatwasIbnBaz.aspx?View=Page&PageID=3278&PageNo=1&BookID=14>

Rukn al-Yemeni



Tawaf of Umrah



The Du'a while walking between rukn al-yemeni and al-hajr-al-aswad

رَبَّنَا آتِنَا فِي الدُّنْيَا حَسَنَةً وَفِي
الْآخِرَةِ حَسَنَةً وَقِنَا عَذَابَ النَّارِ

Once one reaches hajr-e-aswad, one round is complete

One ends and begins the next round with istilaam




Tawaf of Umrah




- The Tawaf is completed upon making istilaam of al-hajr al-aswad (the black stone) at the end of the 7th round. This will be the eighth istilaam in total.
- It is wajib to perform two rak'ats after Tawaf.
- it is sunnah to read surah Kaafiroon in the first rak'ah and surah Ikhlas in the second rak'ah
- The two rak'ats should not be performed in the makruh times for salah. These times are: After the fajr prayer, at sunrise, at zenith, after the Asr prayer and at sunset.
- It is preferable to perform these two rak'ats behind al-maqam al-Ibrahim. However, if there is not sufficient space, one may perform these two rak'ats anywhere.



Maqam Ibrahim





Zamzam



- One should now proceed to drink zamzam water
- One should drink to their fill
- Face the ka'bah and recite the masnoon Du'a

"Allahumma inni as' aluka ilman naafian
wa rizqan waa si' an wa shifaa am min
kulli daa' in"


اَللّٰهُمَّ اِنِّىْ اَسْأَلُكَ عِلْمًا نَافِعًا وَرِزْقًا وَاسِعًا وَشِفَاءً مِنْ كُلِّ
دَاءٍ

"O Allah I implore thee for beneficial knowledge, for vast provisions, and for cure from all illnesses"



Multazam

Multazam



Multazam is a place five or six feet in length between al-hajr-al-aswad and the door of the ka'bah

Sa'i



- After drinking the zamzam one should go in line with the al-hajr al- aswad again and do istilaam on the way to Safa.
- One will then head towards the Safa hillock which is located in the mas'aa (place where sa'i is done) opposite to al-hajr-al-aswad.
- One will proceed to the Safa hillock ensuring one is standing on the slight inclination of Safa.



Aerial view of Mas'aa



Location of Safa



Safa Hillock



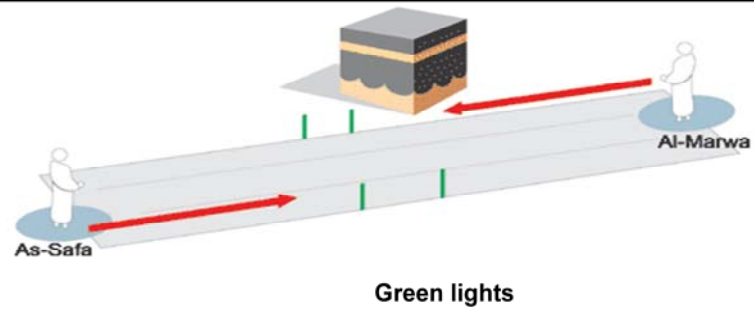
Sa'i



- Make intention of Sa'i – 'O Allah, I am making Sa'i of Umrah, make it easy for me and accept it from me'
- Face the ka'bah and one will say "Allahu Akbar la ilaha illah" and then make du'a.
- Now start your Sa'l (walk) towards Marwah.
- When the green light approaches, a male should jog until the next green light.



Performing Sa'i



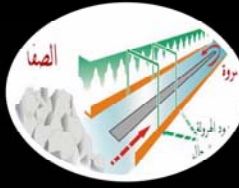
Sa'i




- Women will not run between the two green lights at the mas'aa.
- When a person reaches Marwah, he has completed one lap.
- At Marwah, one will again face towards the Qiblah and say "Allahu Akbar la ilaha illah"
- one should then make du'a to Allah.
- After making du'a, one will walk towards Safa.
- One will repeatedly do this until he finishes the seventh lap from Safa to Marwah.



Sa'i



- It is not necessary to have wudhu when performing sa'i.
- One should engage in dhikr and dua.
- If salah starts or one needs to take a break, it is permissible to continue from where one paused.
- A woman in menstruation is allowed to perform Sa'i



Shaving/cutting hair



- Shaving or trimming the hair is wajib for men to come out of Ihraam.
- Shaving the head is better than trimming the hair.
- All the hair on the head should be shaved or trimmed.
- It is permissible to cut one's own hair or go to the barbers.
- A woman must only cut an inch of her hair and no more and she may cut it herself.
- Once a person cuts his/her hair, they are free from the laws of Ihraam and the Umrah is complete.



Umrah complete



NB: Those who are performing Hajj Qiran and Hajj Ifrad should not cut hair and will remain in Ihram.

Umrah is now complete

Be grateful for the opportunity and spend rest of the time usefully till time of Hajj

